

JAWAHAR NAVODAYA VIDYALAYA BIRKHADI (RAUN) DISTT. BHIND (M.P.)


MESS EXP.FOR THE MONTH OF DECEMBER- 2017


Dec-17				
DATE	PRESENT STRENGTH*	ADMISSIBLE AMOUNT	ACTUAL AMOUNT	DIFFERENCE
1-Dec	441	23994.81	22828.54	1166.27
2-Dec	442	24049.22	24418.79	-369.57
3-Dec	421	22906.61	42213.20	-19306.59
4-Dec	417	22688.97	21860.12	828.85
5-Dec	426	23178.66	25991.29	-2812.63
6-Dec	434	23613.94	24077.49	-463.55
7-Dec	441	23994.81	23689.43	305.38
8-Dec	449	24430.09	24688.59	-258.50
9-Dec	452	24593.32	26560.84	-1967.52
10-Dec	454	24702.14	26361.58	-1659.44
11-Dec	451	24538.91	29747.44	-5208.53
12-Dec	449	24430.09	23517.19	912.90
13-Dec	444	24158.04	25827.94	-1669.90
14-Dec	436	23722.76	22313.79	1408.97
15-Dec	434	23613.94	28887.79	-5273.85
16-Dec	402	21872.82	24089.84	-2217.02
17-Dec	396	21546.36	23477.93	-1931.57
18-Dec	404	21981.64	28661.84	-6680.20
19-Dec	397	21600.77	24706.34	-3105.57
20-Dec	395	21491.95	27108.59	-5616.64
21-Dec	396	21546.36	21268.09	278.27
22-Dec	401	21818.41	24971.54	-3153.13
23-Dec	396	21546.36	24392.99	-2846.63
24-Dec	400	21764.00	20710.85	1053.15
25-Dec	403	21927.23	36482.79	-14555.56
26-Dec	417	22688.97	27436.64	-4747.67
27-Dec	424	23069.84	25914.59	-2844.75
28-Dec	424	23069.84	22351.84	718.00
29-Dec	426	23178.66	26672.34	-3493.68
30-Dec	426	23178.66	23279.09	-100.43
31-Dec	430	23396.30	41526.09	-18129.79
<b>TOTAL</b>	<b>13128</b>	<b>714294.48</b>	<b>816035.41</b>	<b>-101740.93</b>


449

\* Actual present strength of students and admissible staff

  
Store I/C

  
CA

  
Mess I/Committee

  
Vice-Principal

  
Principal

Website upload