


JAWAHAR NAVODAYA VIDYALAYA BIRKHADI (RAUN) DISTT. BHIND (M.P.)


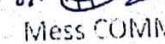

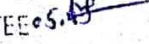
MESS EXP.FOR THE MONTH OF JANUARY- 2018

Jan-18				
DATE	PRESENT STRENGTH*	ADMISSIBLE AMOUNT	ACTUAL AMOUNT	DIFFERENCE
1-Jan	434	23613.94	29494.39	-5880.45
2-Jan	434	23613.94	23738.54	-124.60
3-Jan	441	23994.81	26707.09	-2712.28
4-Jan	435	23668.35	23014.14	654.21
5-Jan	435	23668.35	24620.44	-952.09
6-Jan	430	23366.30	22720.94	675.36
7-Jan	435	23668.35	18967.98	4700.37
8-Jan	437	23777.17	23814.69	-37.52
9-Jan	445	24212.45	23709.06	503.39
10-Jan	442	24049.22	26904.59	-2855.37
11-Jan	444	24158.04	23346.05	811.99
12-Jan	446	24266.86	24497.89	-231.03
13-Jan	446	24266.86	23278.34	988.52
14-Jan	452	24593.32	24106.59	486.73
15-Jan	455	24756.55	23801.06	955.49
16-Jan	458	24919.78	24654.24	265.54
17-Jan	460	25028.60	27595.79	-2567.19
18-Jan	463	25191.83	25266.80	-74.97
19-Jan	463	25191.83	24193.31	998.52
20-Jan	463	25191.83	28071.44	-2879.61
21-Jan	457	24865.37	21545.48	3319.89
22-Jan	461	25083.01	24705.34	377.67
23-Jan	463	25191.83	24970.09	221.74
24-Jan	462	25137.42	27503.83	-2366.41
25-Jan	463	25191.83	24552.09	639.74
26-Jan	466	25355.06	38731.71	-13376.65
27-Jan	461	25083.01	24069.59	1013.42
28-Jan	463	25191.83	21775.04	3416.79
29-Jan	459	24974.19	23980.44	993.75
30-Jan	461	25083.01	25470.44	-387.43
31-Jan	466	25355.06	27498.90	-2143.84
TOTAL	14000	761740.00	777306.32	-15566.32

\* Actual present strength of students and admissible staff

  
S. S. S. S.

  
CA

01.   
02.   
03.   
04.   
Mess COMMITTEE S.S.

  
Vice-Principal

  
Principal